



PO Box 1683
Coorparoo DC
Qld 4151
P: 1300 794 555

To comply with Aust. Standards a mailbox should be a minimum of 330mm x 240mm in either a Landscape or Portrait style. The mailslot should be no wider than 30mm.
For mailboxes installed in a harsh environment, i.e. subject to salt spray/mist, 316 stainless is recommended.

Drawing
Earth

Source

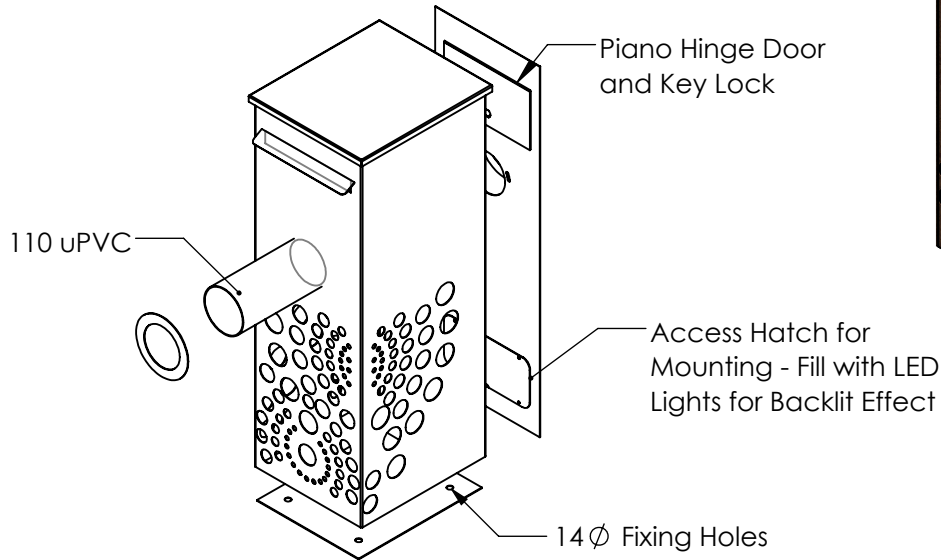
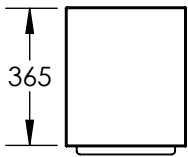
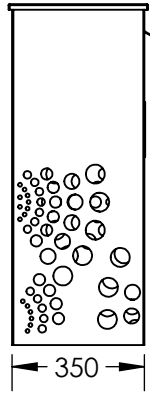
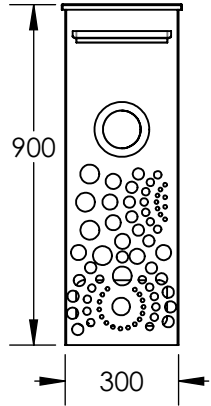
Date

2/12/2015

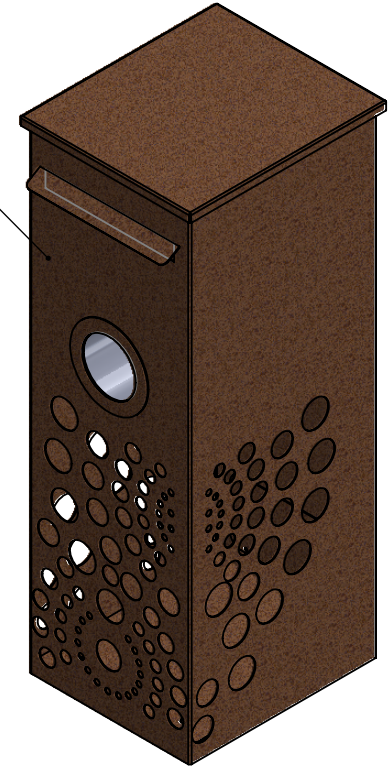
Approved:
*(see conditions of sale at
www.mailmaster.biz)*

Date

Customer
RUSTIQUE | Earth Series



1.55 Corten Steel



This item is being specially manufactured and may take some time. Please use this drawing to make allowances in your construction to retrofit this item if necessary. To avoid damage to this product it is recommended to fit after construction or at time of rendering.

Stainless Steel needs some loving care!
We recommend Nanocoat 2:1 for protection against tea staining and the elements.



This drawing is the property of Mailmaster Letterboxes and copyright is claimed. Unauthorised distribution of this drawing is prohibited.

WHAT YOU SEE IS WHAT YOU GET - PLEASE CHECK DRAWING CAREFULLY - WHAT YOU SEE IS WHAT YOU GET - PLEASE CHECK CAREFULLY - WHAT

A
B
C
D